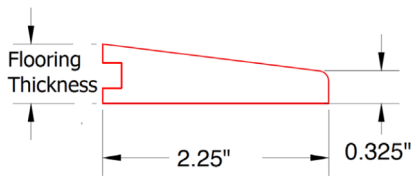


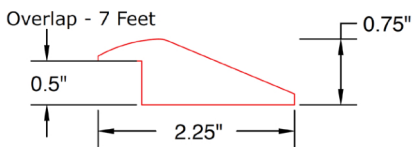


# Moulding Profiles

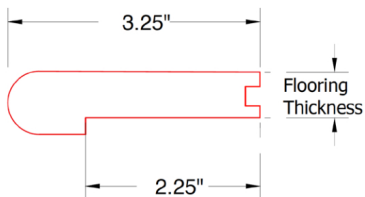
## Reducer - Flush HW



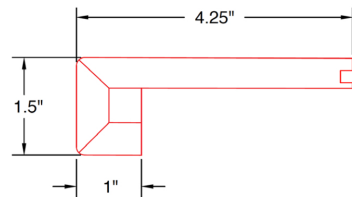
## Reducer - Overlap HW



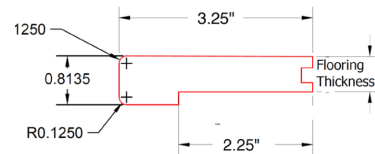
## Stair Nosing Round HW



## Stair Nosing Square 4' HW



## Stair Nosing Square 7' HW



## T-mould HW

